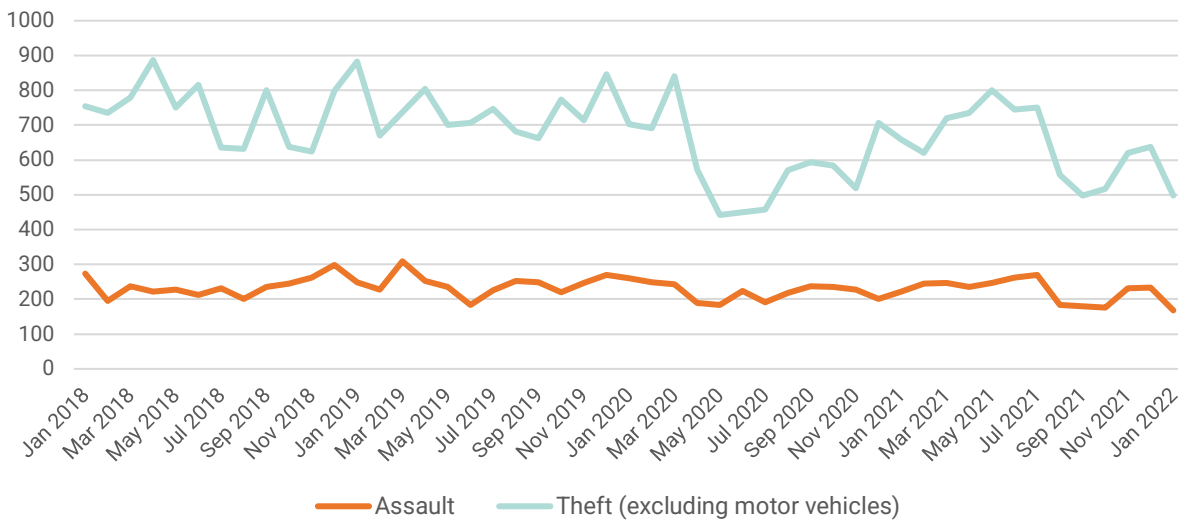


# STATE AND TERRITORY RETAIL CRIME STATISTICS

Each State and Territory Police report retail crime and shoplifting under different names and use different data variables, such as offences occurring yearly vs. monthly. This makes it difficult to track retail crime trends on a national level. This document collates State and Territory Police crime statistics to chart shoplifting and assault trends.

The National Retail Association will update this information as it becomes available.

ACT: Assault and Theft



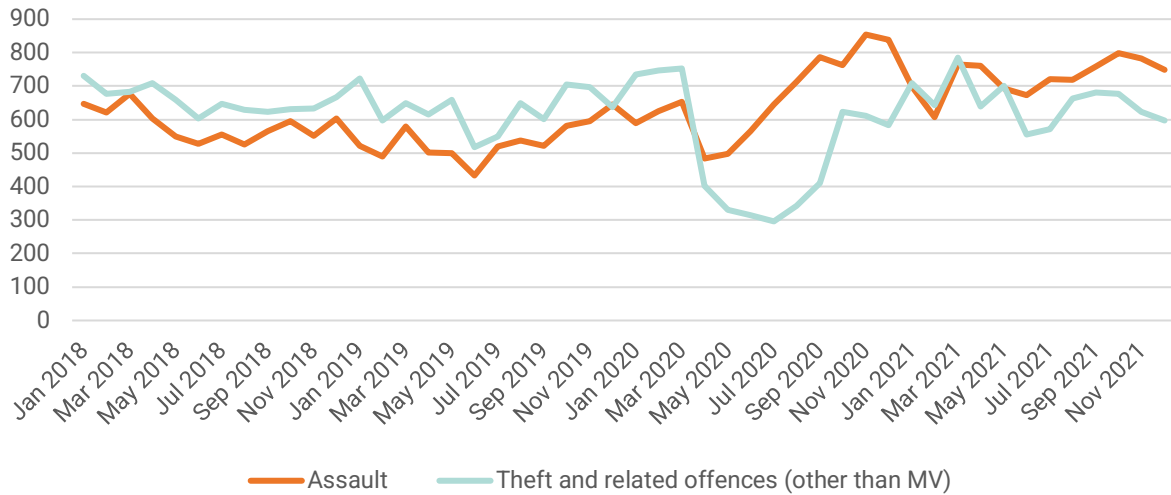
Source: <https://policenews.act.gov.au/crime-statistics-and-data/crime-statistics>

NSW: Assault & Steal from Retail Store



Source: [https://www.bocsar.nsw.gov.au/Pages/bocsar\\_datasets/Datasets.aspx](https://www.bocsar.nsw.gov.au/Pages/bocsar_datasets/Datasets.aspx)

### NT: Assault & Theft and related offences



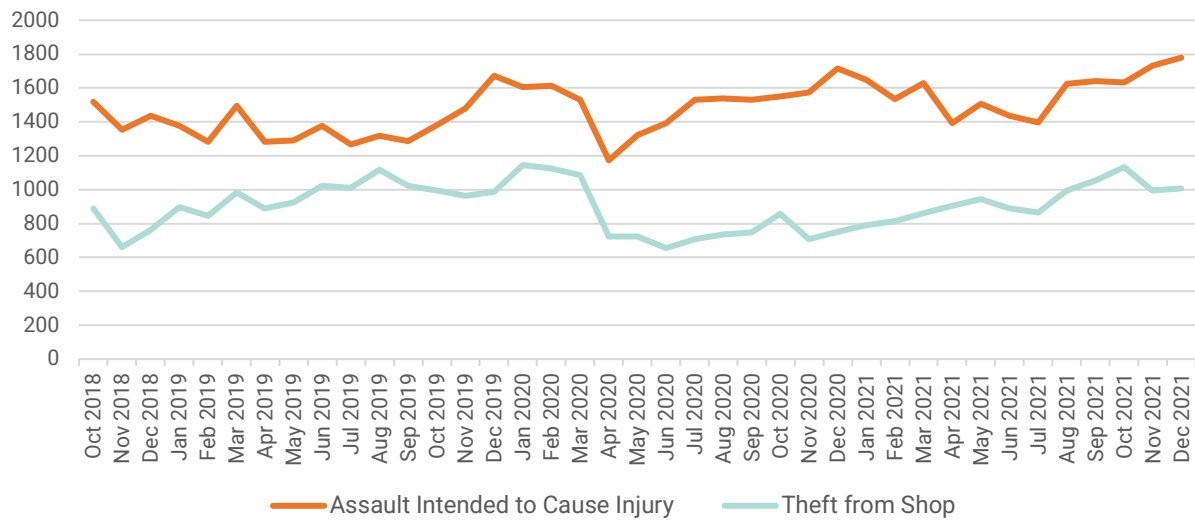
Source: <http://www.pfes.nt.gov.au/police/community-safety/nt-crime-statistics/statistical-publications>

### QLD: Assault and Shop Stealing



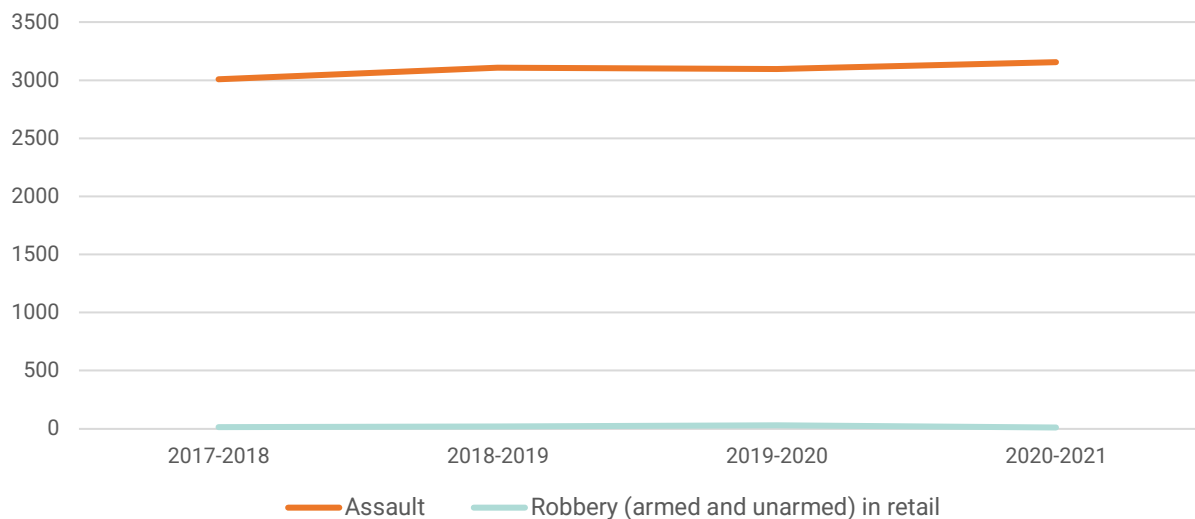
Source: <https://mypolice.qld.gov.au/queensland-crime-statistics/>

### SA: Assault Intended to Cause Injury & Theft From Shop



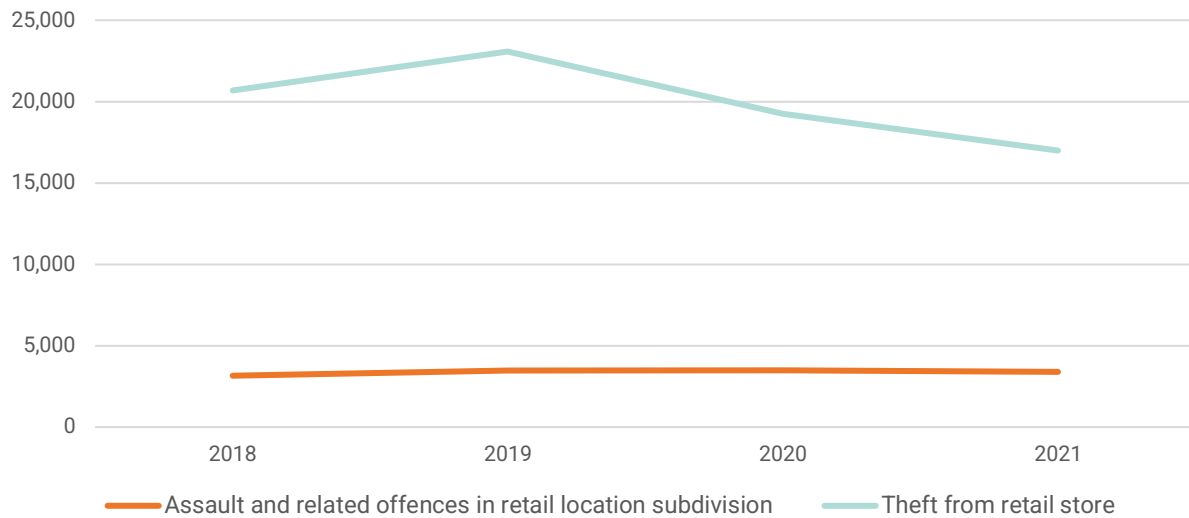
Source: [police.sa.gov.au/about-us/crime-statistics-map](https://police.sa.gov.au/about-us/crime-statistics-map)

### TAS: Assault & Robbery in Retail



Source: <https://www.police.tas.gov.au/about-us/corporate-documents/crime-statistics-supplement/>

### Victoria - Assault and Theft from retail store



Source: <https://www.crimestatistics.vic.gov.au/index.php/crime-statistics/latest-victorian-crime-data/recorded-offences-2>

### WA: Assault and Stealing from Retail Premises



Source: <https://www.police.wa.gov.au/Crime/CrimeStatistics#/start>

Information current as of 23/2/2022